

Single Cellular Router for Mobile Outdoor Deployments



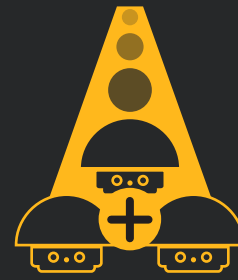
Minimal Cable Loss, Optimize Cellular Signal Quality

Most outdoor deployments require a centrally placed router attached to strategically placed antennas. With its integrated antennas, the HD1 Dome minimizes cable loss and gives you the best possible signal.



Scalable Deployment, Easy Management

Connect multiple MAX HD1 Domes to a SpeedFusion enabled router via PoE for as much bandwidth as you want. Using Peplink's SpeedFusion technology, a mega-bandwidth channel can provide you with the fastest and most reliable internet connection anytime, anywhere.




Robust Design, Super-Duty IP67 Enclosure

The MAX HD1 Dome has an IP67 rated enclosure and certifications of protection against water, dust, vibration, and inclement weather.



IP67





Specifications

WAN Interface	1x LTE-A Pro Modem with Redundant SIM Slots ²	Dimensions	4.33 inches (radius) x 4.53 inches (height) 110mm (radius) x 115mm (height)
LAN Interface	1x 10/100/1000M Ethernet ³	Weight	With Ethernet Splitter: 3.75 pounds / 1.7 kg Without Ethernet Splitter: 2.65 pounds / 1.2kg
Number of PepVPN	2	Operating Temperature	-40 - 149 °F / -40 - 65 °C
Enclosure	Rugged outdoor IP67 (with Ethernet Splitter)	Humidity	15% - 95% (non-condensing)
Recommend Users	150	Warranty	1-Year Limited Warranty
Cellular Data Rate (Downlink / Uplink)	1.2Gbps / 150Mbps	Certifications	FCC, CE, RoHS, Electromagnetic Compatibility EN61000
Antennas	4X4 Internal MIMO Cellular Antennas 1x Internal GPS Antenna	Package Contents	MAX HD1 Dome, Ethernet Splitter, 2x Waterproof Ethernet Connector (ACW-112), Mounting Kit Set
Power Input	1x 802.3at PoE+		
Power Output	1x 802.3af PoE (with Ethernet Splitter)		
Power Consumption	20W (max., without PoE output)		

¹ With Ethernet Splitter, Ethernet LAN port can be split into two LAN ports.

² SIM Injector is available separately.

³ Ethernet LAN port can be split into two LAN ports using the included splitter (1x LAN 802.3af PoE output, 1x LAN 802.3at PoE+ in).

Ordering Information - MAX HD1 Dome

Product Code	Regions	4G Bands	3G Bands
MAX-HD1-DOM-M-GLTE-G Embedded Modem(s): 1x LTE-A Pro (CAT-18)	Compatibility: Global	B1, B3, B25(B2), B66(B4), B26(B5/B18/B19), B7, B8, B12(17), B13, B14, B20, B28, B29, B30, B32, B71, B38, B39, B40, B41, B42, B43, B46, B48	B1, B2, B4, B5(B19), B8

SIM Injector

PEPWAVE

More SIMs, More Range

Supports up to 8x SIM Cards

Use the SIM Injector to add another 8 SIM cards to your deployment, giving you the ability to connect to multiple carriers and ensuring a stable connection.

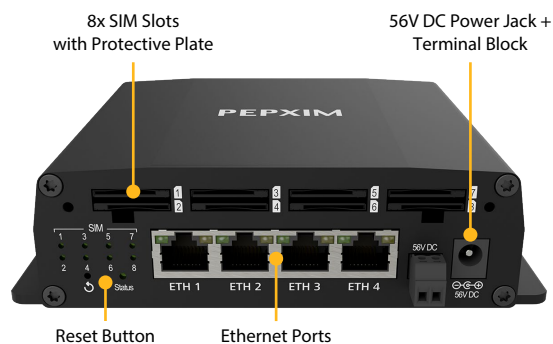


Extend up to 100m

In addition to adding SIM capacity, the SIM Injector also adds 100 meters of flexibility between the router and the SIM cards, enabling you to place the cellular router anywhere you want without worrying about changing SIM cards.

Specifications

SIM Slots	8x Active SIM Slots, Standard Size
LAN Interface	4x GE, PoE 802.3at Support
Power Input	DC Jack / Terminal Block: 12-56V
Dimensions	1.6 x 5.8 x 5 inches 40 x 147 x 128 mm
Weight	430 grams 0.94 pounds
Operating Temperature	-40 - 149 °F / -40 - 65 °C
Humidity	15% - 95% (non-condensing)



Ordering Information - SIM Injector


Product Code	Description
SIM-BK8-4E-56V	SIM Injector, 8x SIM cards capacity, 4x 10/100/1000 LAN ports, 56V DC

MAX HD1 Dome


Mounting Options

Ethernet Splitter & Mounting Bracket


The HD1 Dome comes with an Ethernet splitter that enables an additional GE LAN output. With the splitter installed, the HD1 Dome can then be used with the included mounting bracket to fix onto any wall, or to securely tie onto any pole.



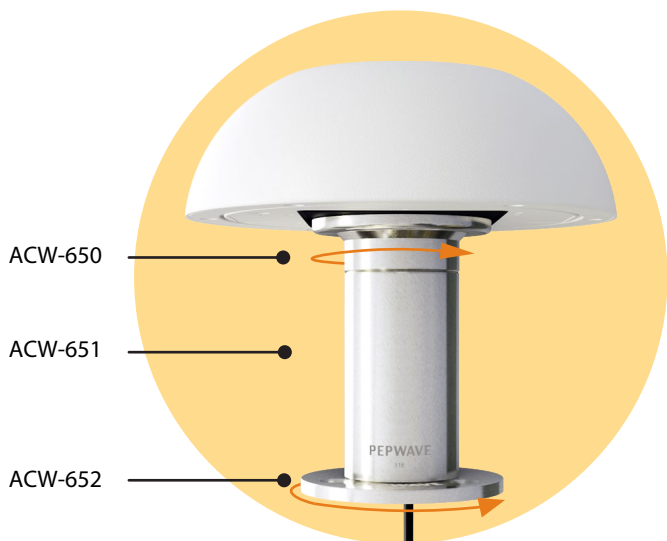
Ethernet Splitter



Pole Mounting



Wall Mounting



Premium Deck Mount

Rugged and heavy duty mounts are intended for deck and mast installations. The cable is protected inside the mount with direct feed through the deck or mast.

*Premium Deck Mount sold separately

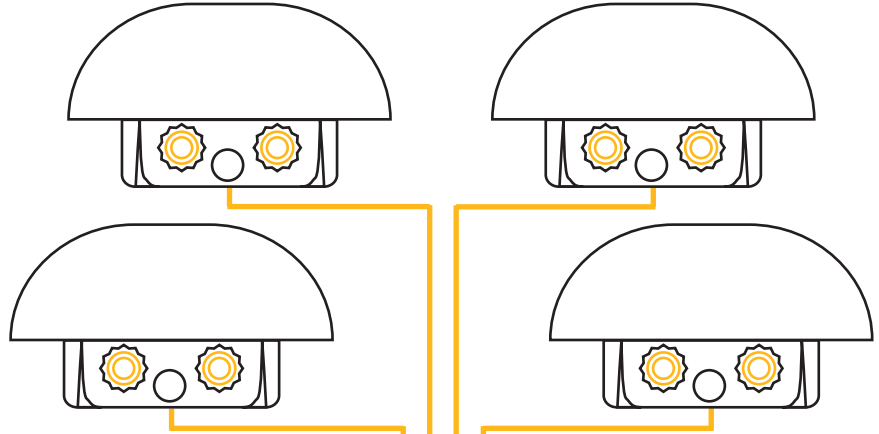
MAX HD1 Dome

Event / Remote Site Application

Connect multiple MAX HD1 Dome routers to the SDX Pro for as much bandwidth as you want. Using Peplink's SpeedFusion technology, a mega-bandwidth channel can provide you with the fastest and most reliable internet connection anytime, anywhere.

MAX HD1 Dome

Multiple IP67 rated MAX HD1 Dome routers are able to receive cellular signals and deliver them to an SDX Pro without loss.



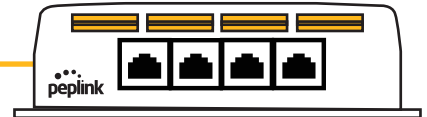

SDX Pro

Modular powerhouse router to power up the Domes and bond cellular connections together.

Remote Site



Headquarter



SIM Injector

SIM Injectors allow for the easy and quick swapping of SIM cards, simplifying SIM management.

SpeedFusion

Bandwidth Bonding combines the bandwidth of multiple Domes into a single mega-bandwidth channel that is ready and capable of handling any use.

MAX HD1 Dome

Maritime (Small Yacht) Application

The MAX HD1 Dome's robust design allows for reliable connectivity in different circumstances and can withstand inclement weather at sea. Capable of being deployed up to 100m away, the MAX HD1 Dome can be placed conveniently to provide high bandwidth to the whole network. Add a SIM Injector to make SIM swapping and management quick and easy.

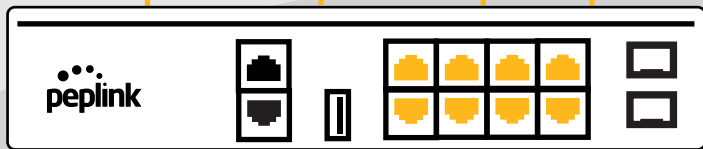
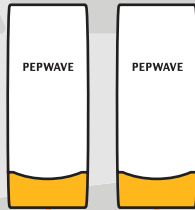
MAX HD1 Dome

An IP67 rated MAX HD1 Dome with various certifications and a robust design is capable of providing reliable connectivity at sea.

AP One Flex

IP55 rated access point providing Wi-Fi connectivity to the whole yacht.

Power Supply



SD Switch 8-Port Rugged

Connecting the whole network while powering up other network components.

SIM Injector

Allows for easy and quick swapping of SIM cards according to the available connections of different SIM profiles at sea.